

Spelling Task Card

Rainbow Writing

- Choose your 3 favorite crayons to rainbow write your spelling words.
- Write each word first in pencil in your literacy log.
- Trace over each word three times. Each time you trace, use a different color crayon.

Created by Mrs. Vensko ☺

Spelling Task Card

Silly Sentences

- Write ten silly sentences using a spelling word in each sentence.
- Underline your spelling words.
- Write your sentences neatly in your literacy log.

Example: My dog wears a blue and purple dress when he takes a bath.

Created by Mrs. Vensko ☺

Spelling Task Card

Backwards Words

Write your spelling words forward and then backward. Write the words neatly in your literacy log.

Example:

where

erehw

color

roloc

Created by Mrs. Vensko ☺

Spelling Task Card

Pyramid Spelling

Pyramid write 10 of your spelling words. When you are finished, draw a pyramid around your word. Write neatly in your literacy log.

Example:

home

```
      h
    h o
  h o m
h o m e
```

Created by Mrs. Vensko ☺

Spelling Task Card

ABC Order

Write your spelling words in alphabetical (ABC) order. Be sure to look at the first letter of each word. If the first letter is the same, then you must look at the second letter. Write the words neatly in your literacy log.

Created by Mrs. Vensko ☺

Spelling Task Card

Spelling Story

Write a story using ALL of your spelling words. Be sure to underline your spelling words that you use.

Don't forget a topic sentence and a concluding sentence! Be sure to write super 2nd grade sentences!

Created by Mrs. Vensko ☺

Spelling Task Card

Draw and Label

Draw and label ten of your spelling words neatly in your literacy log. You MUST color your drawings and write your labels. Don't forget to add a lot of great detail! Do your very best work always!

Created by Mrs. Vensko ☺

Spelling Task Card

Squiggly Spelling Words

Choose ten spelling words.

You are going to write them two times. Write them first in squiggly letters. Then write them once more in regular letters. Write neatly in your literacy log!

Created by Mrs. Vensko ☺

Spelling Task Card

Blue Vowels

Write EACH of your spelling words neatly in your literacy log.

You will need a BLUE colored pencil. Trace over ALL the vowels in each word with your blue colored pencil.

Vowels = A E I O U

Created by Mrs. Vensko ☺

Spelling Task Card

Bubble Letters

Write eight of your spelling words in bubble letters neatly in your literacy log. After you write your words in bubble letters, color your words with a crayon or colored pencil neatly.

Bubble Letters Rock!

Created by Mrs. Vensko ☺

Spelling Task Card

Acrostic Poems

Choose ONE of your spelling words. Write an acrostic poem for that word neatly in your literacy log. You must also ILLUSTRATE your poem.

Example:

fly

Fun in the sky

Laps around clouds

Yes! I'm free!

Created by Mrs. Vensko ☺

Spelling Task Card

Adding My Words!

1. Choose ten spelling words.
2. Add up each spelling word.
3. Write neatly in your literacy log.

Consonants are worth 10

Vowels are worth 5

Examples-

Said: $10 + 5 + 5 + 10 = 30$

There: $10 + 10 + 5 + 10 + 5 = 40$

Created by Mrs. Vensko ☺

Spelling Task Card

Spelling Shapes

Write each of your spelling words neatly in your literacy log.

Then go back and draw a circle around the consonants and draw a square around the vowels.

Example: b e a r

Created by Mrs. Vensko ☺

Spelling Task Card

Spelling Riddles

Choose 5 spelling words and write riddles for these words. Don't forget to add the answer to your riddle. Write neatly in your literacy log. Illustrate a picture to go along with your riddle.

Example- I cry when I am hungry. I wear diapers. I am cute and cuddly. What am I?

*Answer- Spelling word - baby

Created by Mrs. Vensko ☺

Spelling Task Card

Spelling Rhymes

Choose EIGHT of your spelling words.

First write each spelling word neatly in your literacy log. Think of a rhyming word for each spelling word. Write the new rhyming word next to your spelling word.

*Example: cries tries

Created by Mrs. Vensko ☺

Spelling Task Card

Spelling Sort

Think of a way to sort your spelling words. Write your word sort neatly in your literacy log.




You may want to sort your words by:
syllables, beginning sounds, part of speech (nouns, verbs, adjectives, other), vowel sounds
The possibilities are endless! Have fun!

Created by Mrs. Vensko ☺

Spelling Task Card

Spelling Code

Think of a code for each letter of the alphabet.
Write the code in your literacy log. Then write as many of your spelling words as you can in your code.

*Example: A=  B=  C= 

You must write the actual spelling word next to the
"code word."

Created by Mrs. Vensko ☺

Spelling Task Card

Upper and Lower Case

First, write your spelling words neatly in your literacy log. Then rewrite each spelling word.

This time write the **vowels in lowercase** and the **consonants in uppercase**.

Example- lower LoWeR

Created by Mrs. Vensko ☺

Spelling Task Card

Colorful Words

Write each of your spelling words neatly in your literacy log. Then, trace over each letter using a different colored pencil.

Example- colorful

Created by Mrs. Vensko ☺

Spelling Task Card

Across and Down

1. Choose ten spelling words.
2. Write each word neatly across and down, sharing the beginning letter, in your literacy log.

Examples - w h e n f o u r
 h o
 e u
 n r

Created by Mrs. Vensko ☺

Spelling Task Card

Fancy Letters

Write each of your spelling words neatly in your literacy log using fancy letters. Your letters can have curly-q's or dots, for example. Have fun and be creative! 😊

Created by Mrs. Vensko 😊

Spelling Task Card

Spelling Shapes

Count your spelling words. If you have 14 words, draw 14 different shapes neatly inside your literacy log. Then, write your spelling words neatly inside each of the different shapes.

Example:

babies

cried

Created by Mrs. Vensko ☺

Spelling Task Card

Silly Spelling Story

Write a silly spelling story using each of your spelling words. Be sure to underline your words as you use them.

If you have time, you can illustrate and color a silly picture to go along with your story!

Created by Mrs. Vensko ☺

Spelling Task Card

Spelling Scramble

Write your spelling words with the letters scrambled up. Then, let your station partner unscramble the letters and write the word correctly next to the scrambled word. Be sure to write neatly in your literacy log!

Example: iabsbe = babies dcier = cried

Created by Mrs. Vensko ☺

Spelling Task Card

Three Times Each

Write each of your spelling words three times neatly in your literacy log.

Created by Mrs. Vensko ☺

Spelling Task Card

Create an Activity!

Can you think of a fun activity to do with your spelling words? Try it out in your literacy log.

Be sure to give your activity a special name! 😊

Created by Mrs. Vensko 😊

Spelling Task Card

Spelling Syllables

Classify your spelling words according to syllables. Clap each spelling word quietly to yourself to see how many syllables you hear. Write a chart like this one in your literacy log.

<u>1 syllable</u>	<u>2 syllables</u>	<u>3 syllables</u>
cat	brother	elastic
ball	friendly	correctly

Created by Mrs. Vensko ☺

Spelling Task Card

Parts of Speech

Sort your spelling words according to their part of speech by:

noun, adjective, verb, other

Make a chart in your literacy log like this one:

Noun

Adjective

Verb

Other

Created by Mrs. Vensko ☺

Spelling Task Card

Connect the Dots

Write ten of your
spelling words in dots.

Then connect the dots by tracing
over them with a colored pencil.
Be sure to write neatly in
your literacy log.

Created by Mrs. Vensko ☺

Spelling Task Card

Spelling with Playdough

Roll a small amount of play dough into a ball. Turn your ball of play dough into a play dough pancake. Take a toothpick and carefully write a spelling word in the play dough. With your finger, smooth out the word and start over with another spelling word. Write all of the spelling words this way.

Created by Mrs. Vensko ☺

Spelling Task Card

Spelling Stamps

Use the alphabet stamps to stamp at least 10 or more of your spelling words neatly in your literacy log.

Created by Mrs. Vensko ☺

Spelling Task Card

Spelling Scrabble

Spell each of your spelling words with the Scrabble TM tiles. Then, add up the point value using the numbers on each tile. Write the words in order according to their point value from greatest to least. Write all words neatly in your literacy log.

Created by Mrs. Vensko ☺

Spelling Task Card

Spelling Scrabble

Use the word's worth chart and the coins to find the value of ten (10) of your spelling words. Then, write all ten spelling words and values neatly in your literacy log. Finally, circle the word that is worth the most and the least.

Created by Mrs. Vensko ☺

Spelling Task Card

Scoop and Spell!

- Using the ice cream scoop, scoop out a spoonful of letter tiles onto the pink sorting mat.
- List all of the letters you scooped out at the top of your literacy log.
- Make as many SPELLING words as you can using ONLY thE letters you scooped out.
- Write all words neatly in your literacy log.

Created by Mrs. Vensko ☺

Spelling Task Card

Magnetic Letters

Use the cookie sheet and magnetic letters to make all of your spelling words. Then, write each spelling word you make neatly in your literacy log. Be sure to put all letters back in the correct boxes. 😊

Created by Mrs. Vensko 😊